

**Part Numbers**

Package & Chip Type	Line Voltage <sup>1</sup>	Switch Type <sup>2</sup>	Output Current	Feature <sup>3</sup>
ST	24	D	12	-02
			25	-16
			40	
			50	
			75	
ST	24	A	25	
			50	
ST	48	A	25	-22



Part Number Example: **ST48A25-22**

**NOTES**

- 1) Line Voltage (nominal): 24 = 240 Vac; 48 = 480 Vac
- 2) Switch Type: D = Zero-cross turn-on; A = AC control, Zero-cross turn-on
- 3) Feature: -02 = Control LED: Standard on all ST48D Only available on ST24D 12A and 40A (standard)  
-16 = Internal MOV: Available only on ST24D 25A and 50A  
-22 = 24 Vac Control

**MECHANICAL SPECIFICATION**

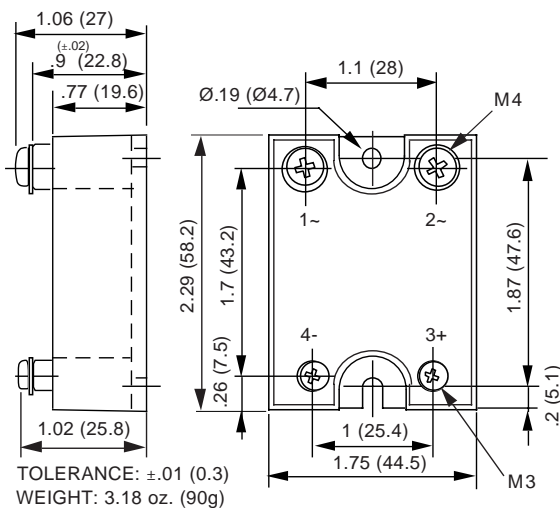


Figure 1 — ST relays, dimensions in inches (mm)

**FEATURES/BENEFITS**

- Industry standard package
- Internal MOV (certain models)
- Control LED (certain models)
- AC or DC control available
- Excellent thermal performance
- Tight zero-cross window for low EMI
- High immunity to surges

**DESCRIPTION**

The Series ST single-phase relays are designed for high-power applications. The design incorporates an SCR or triac output. The Series ST relays utilize optical isolation to protect the control from load transients. Control LED is available on certain models. All Series ST relays are zero crossing. Internal MOV is also available on ST24D 25A and 50A models.

**APPLICATIONS**

- Heating control
- Industrial and process control
- On/Off controls of AC equipment

**APPROVALS**

All models are UL recognized.  
UL File Number: E128555.

**TYPICAL APPLICATION**

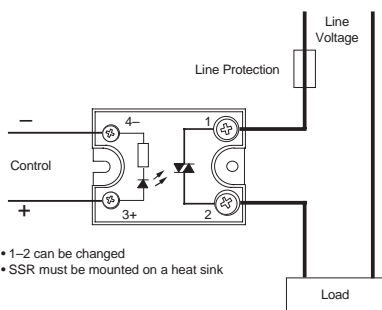


Figure 2a — ST relays

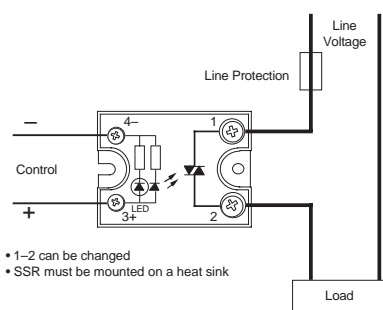


Figure 2b — ST -02 option relays

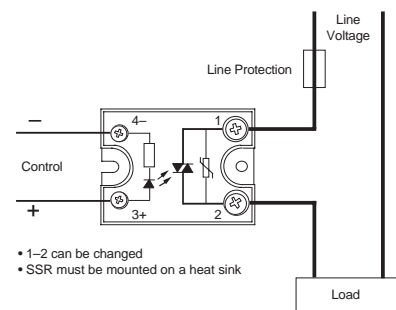


Figure 2c — ST -16 option relays

**INPUT (CONTROL) SPECIFICATION**

	Input Type	Min	Max	Units
<b>Control Range</b>				
ST24	D	4	30	Vdc
	A	90	240	Vac/Vdc
ST48	D	5	30	Vdc
	A	17	80	Vac/Vdc

**Input Current Range**

ST24D	3	30	mA
ST24DXX-02	4	48	mA
ST24A	3	8	mA
ST48D	5	46	mA
ST48A25-22	5.6	26	mA

**Must Turn-Off Voltage**

ST	D	1	Vdc
ST24	A	15	Vac
ST48	A	3	Vac

**Input Resistance (Typical)**

ST	D	1000	Ohms
ST	D-02	600	Ohms
ST	A	3000	Ohms

**Reverse Voltage Protection**

S	D	30	V
S	A		NA

**OUTPUT (LOAD) SPECIFICATION**

	Input Type	Min	Max	Units
<b>Operating Range</b>				
ST24		12	280	Vrms
ST48		24	600	Vrms

**Peak Voltage**

ST24	600	Vpeak
ST48	1200	Vpeak

**Load Current Range (Resistive)**

12A output current	.005	12	Arms
25A output current	.005	25	Arms
40A output current	.005	40	Arms
50A output current	.005	50	Arms
75A output current	.005	75	Arms

**CONTROL CHARACTERISTICS**

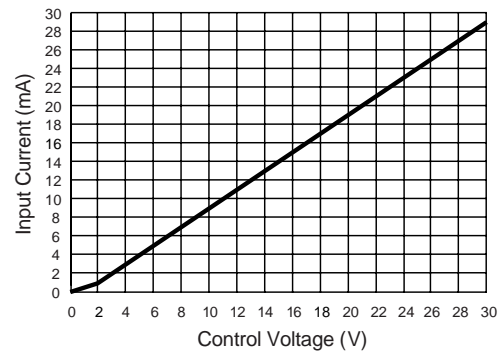


Figure 3a — ST24D relays

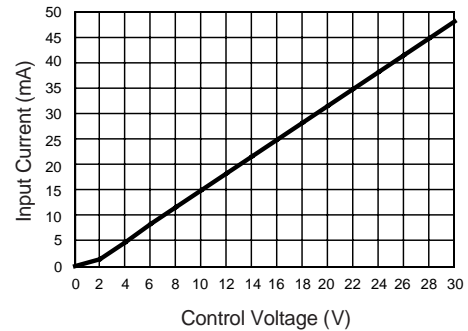


Figure 3b — ST-02 relays

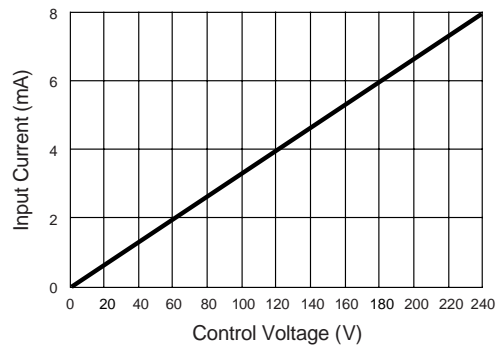


Figure 3c — ST24A relays

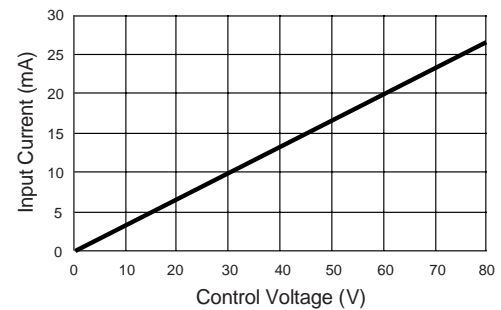


Figure 3d — ST24A25-22

**OUTPUT (LOAD) SPECIFICATION (continued)**

Input Type	Min	Max	Units
<b>Maximum Surge Current Rating (Non-Repetitive)</b>			
12A output current		120	A
25A output current		240	A
40A output current		350	A
50A output current		550	A
75A output current		1000	A

**On-State Voltage Drop**

12A output current		1.3	V
25A output current		1.2	V
40A output current		1.4	V
50A output current		1.45	V
ST48D50-02		1.4	V
75A output current		1.4	V

**Zero-Cross Window (Typical)**

S	D/A	±12	Vac
---	-----	-----	-----

**Off-State Leakage Current (60Hz)**

All relays		3	mA
------------	--	---	----

**Turn-On Time (60 Hz)**

ST	D	8.3	ms
ST	A	24.9	ms

**Turn-Off Time (60 Hz)**

ST	D	8.3	ms
ST	A	24.9	ms

**Off-State dv/dt**

All relays		500	V/μs
------------	--	-----	------

**Maximum di/dt (Non-Repetitive)**

All relays		50	A/μs
------------	--	----	------

**Operating Frequency Range**

All relays		0.1	440	Hz
------------	--	-----	-----	----

**SURGE CURRENT**

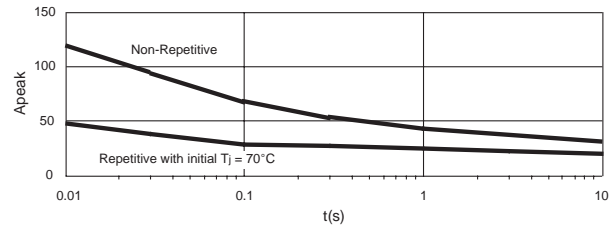


Figure 4a — 12A output current

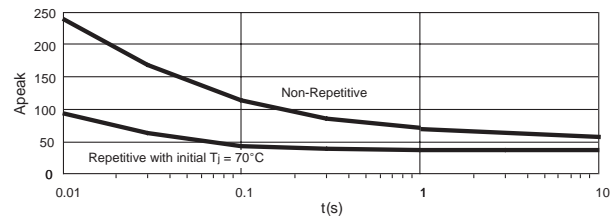


Figure 4b — 25A output current

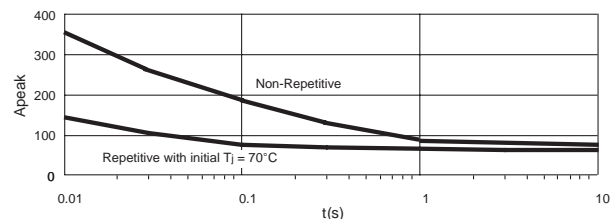


Figure 4c — ST24D40-02

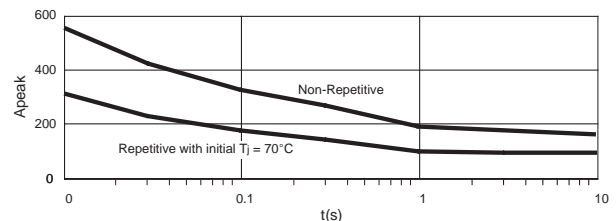


Figure 4d — 50A output current and ST48D40-02

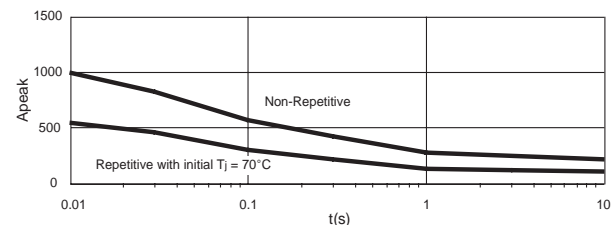


Figure 4e — 75A output current

**NOTES:**

1. Electrical specifications at 25°C unless otherwise specified.
2. For 800Hz applications, contact factory.
3. For additional/custom options, contact factory.

**OPTIONAL ADD-ONS**

- Please order add-ons separately:
- -12 — Thermal pad installed.
  - -14 — Plastic touch-proof cover.